

5020-A | AIR APPLIED CALIPER DISC BRAKE




KEY BENEFITS

Bronze & stainless steel construction

Maintenance friendly shoe design

Well matched to Kobelt's standard range of 1 1/4" ventilated discs



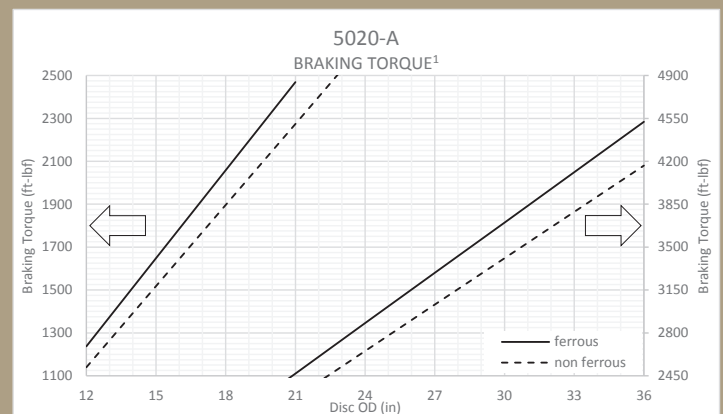
Putting you in control.

For over three decades, Kobelt has been manufacturing air applied disc brakes using a double diaphragm design for accurate tension control. Constructed of bronze and stainless steel, Kobelt's disc brakes are built to last in the harshest conditions.

Available with several options, these caliper disc brakes are well suited for service braking applications on uncoilers, paper machines and more.

SPECIFICATIONS

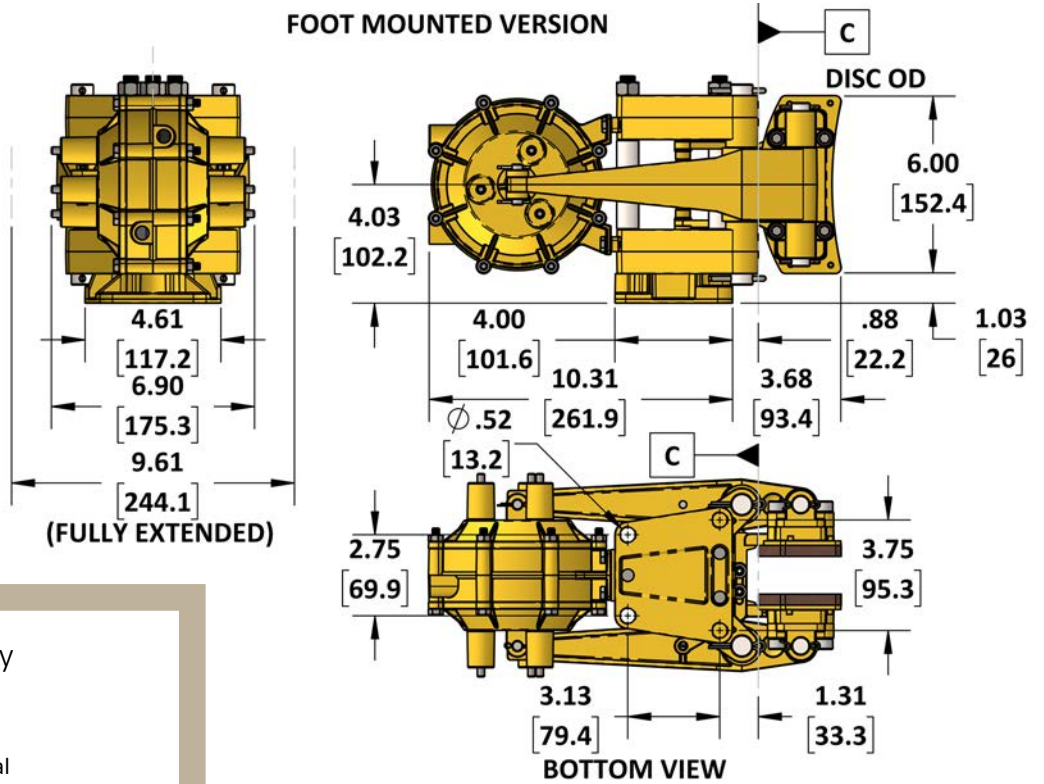
Normal Force:	0...4310 lbs	[19.2 KN]
Maximum Pressure:	100 psi	[6.9 bar]
Port Size:	1/4 NPT	
Actuator Volume:	7.3 in ³	[120 cc]
Temperature Range:	-40°F...+120°F -40°C...+49°C	
Disc Thickness:	1 1/4 in	[32 mm]
Minimum Disc Diameter:	12 in	[305 mm]
Maximum Disc Diameter:	unlimited ²	
Pad Life:	640 hp-hr	[477 kw-hr]
Weight:	35 lbs	[15.9 kg]



¹ Values in this chart are theoretical and for reference only. They are based on properly bedded and burnished linings acting on a rotor at 20°C and manufactured to required specifications.

² Requires a minimum 2.80 in [71 mm] wide face.

SPECIFICATIONS



Brake Model Code Key

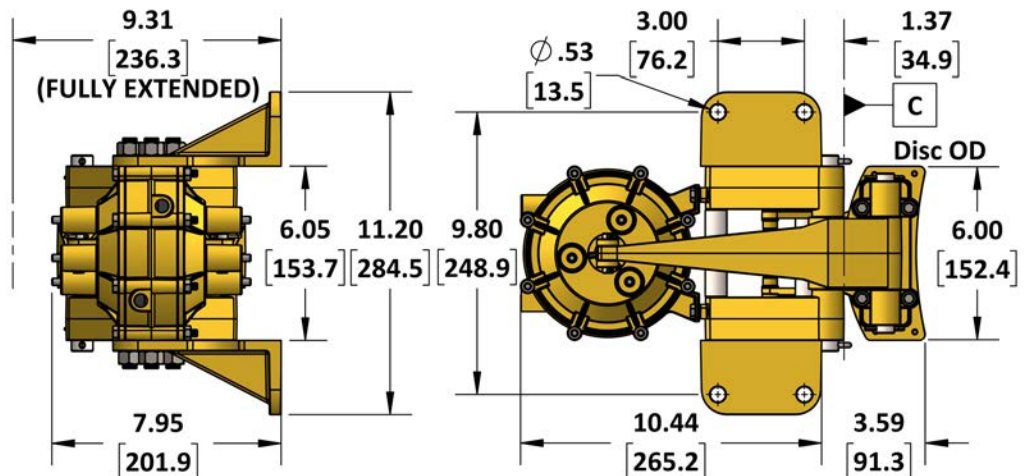
5020-A - -

Friction material
 (blank) = standard
 N = non-sparking
 C = low COF (.12-.15)
 E = mid COF (.25-.28)

Disc thickness
 (blank) = 1.250 in
 100 = 1.000 in
 075 = 0.750 in
 050 = 0.500 in

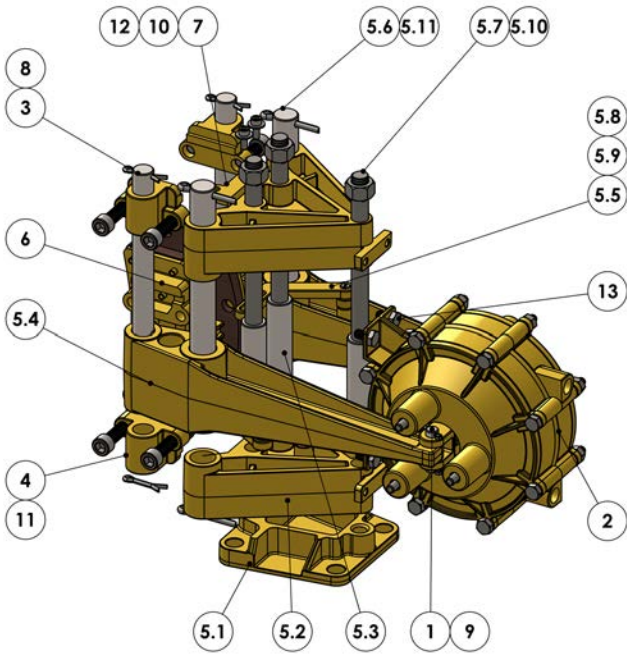
Mounting code
 (blank) = foot mounted
 W = side mounted

SIDE MOUNTED VERSION

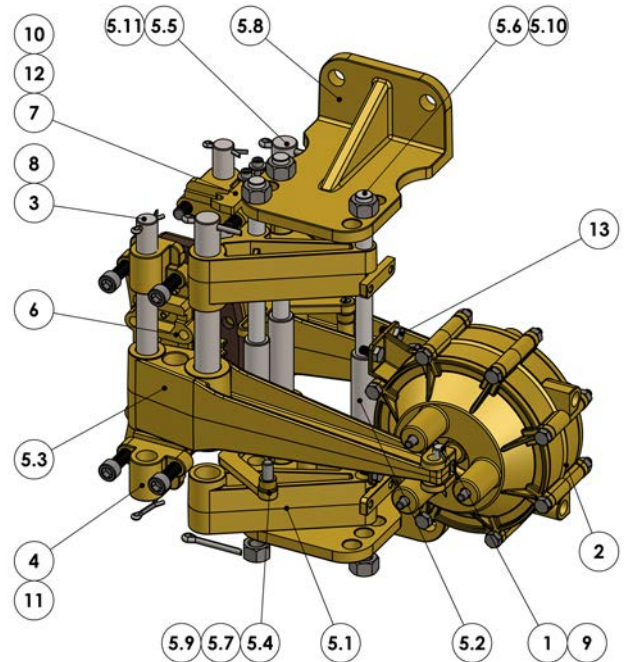


PARTS LISTING

5020-A Caliper Brake



5020-AW Caliper Brake

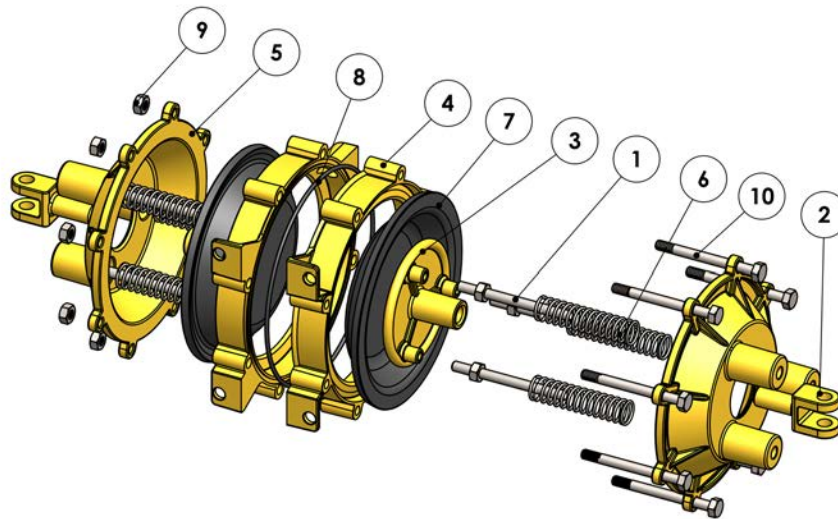


ITEM	QTY.	PART NUMBER	5020-A DESCRIPTION
1	2	6112-0010L	PIN, LONG, 6112 ACTUATOR
2	1	6112	AIR APPLIED ACTUATOR, 6112
3	2	5021-0021	SHOE PIN, 5021 CALIPER
4	4	5021-0006	PIVOT BLOCK, 5021 CALIPER
5	1	5020-SUB	SUB ASSEMBLY, 5020 CALIPER
5.1	1	5020-0001	BASE, 5020 CALIPER
5.2	2	5020-0002	SADDLE, 5020 CALIPER
5.3	3	5020-0003	SPACER, 5020 CALIPER
5.4	2	5021-0004	LEVER, 5021 CALIPER
5.5	2	5020-0011	BALANCING LINK NO.1, 5020 CALIPER
5.6	2	5020-0022	SADDLE PIN, 5020 CALIPER
5.7	3	5020-0023	TIE ROD, 5020 CALIPER
5.8	2	5020-0027	SPACER, 5020 CALIPER
5.9	2	5021-0126	LINK PIN, LONG, 5020 CALIPER
5.10	3	1022-0114	HEX NUT, 1/2 UNC, GR 18-8
5.11	4	1026-0824	COTTER PIN, 3/16 X 1 1/2
6	2	5020-LS	SHOE ASSEMBLY, 3/8" K5
7	2	5020-0012	BALANCING LINK NO. 2, 5020 CALIPER
8	4	1026-0516	COTTER PIN, 1/8" X 1", SS
9	4	1026-0312	COTTER PIN, 3/32" X 3/4", SS
10	4	1023-0108	WASHER, FLAT, #10, TYPE A, SS
11	8	1002-1216	SCREW, SKT HD CAP, 3/8-16 UNC X 1, SS
12	4	1002-0808	SCREW, SKT HD CAP, #10-24 UNC x 1/2 LG, SS
13	4	1001-1008	SCREW, HEX HD, 1/4-20 UNC X 1/2, SS

ITEM	QTY.	PART NUMBER	5020-AW DESCRIPTION
1	2	6112-0010L	PIN, LONG, 6112 ACTUATOR
2	1	6112	AIR APPLIED ACTUATOR, 6112
3	2	5021-0021	SHOE PIN, 5021 CALIPER
4	4	5021-0006	PIVOT BLOCK, 5021 CALIPER
5	1	5020-SUB-W	SUB ASSEMBLY, 5020 SIDE MOUNT CALIPER
5.1	2	5020-0002	SADDLE, 5020 CALIPER
5.2	3	5020-0003	SPACER, 5020 CALIPER
5.3	2	5021-0004	LEVER, 5021 CALIPER
5.4	2	5020-0011	BALANCING LINK NO.1, 5020 CALIPER
5.5	2	5020-0022	SADDLE PINS, 5020 CALIPER
5.6	3	5020-0023-W	TIE ROD, 5020 SIDE MOUNT CALIPER
5.7	2	5020-0027	SPACER, 5020 CALIPER
5.8	2	5020-0028	BRACKET, SIDE MOUNT, 5020 CALIPER
5.9	2	5021-0126	LINK PIN, LONG, 5020 CALIPER
5.10	6	1022-0114	HEX NUT, 1/2 UNC, GR 18-8
5.11	4	1026-0824	COTTER PIN, 3/16 X 1 1/2
6	2	5020-LS	SHOE ASSEMBLY, 3/8" K5
7	2	5020-0012	BALANCING LINK NO. 2, 5020 CALIPER
8	4	1026-0516	COTTER PIN, 1/8" X 1", SS
9	4	1026-0312	COTTER PIN, 3/32" X 3/4", SS
10	4	1023-0108	WASHER, FLAT, #10, TYPE A, SS
11	8	1002-1216	SCREW, SKT HD CAP, 3/8-16 UNC X 1, SS
12	4	1002-0808	SCREW, SKT HD CAP, #10-24 UNC x 1/2 LG, SS
13	4	1001-1008	SCREW, HEX HD, 1/4-20 UNC X 1/2, SS

PARTS LISTING

6112 Actuator



ITEM	QTY.	PART NUMBER	6112-A DESCRIPTION
1	6	6112-0007	GUIDE PIN, 6112 ACTUATOR
2	2	6112-0005	CLEVIS, 6112 ACTUATOR
3	2	6112-0003	DIAPHRAGM WASHER, 6112 ACTUATOR
4	2	6112-0002	CENTRE HOUSING, 6112 ACTUATOR
5	2	6112-0001	END CAP, 6112 ACTUATOR
6	6	1201-0146	SPRING, COMPRESSION, .640 OD X .065 WIRE X 2.95 L
7	2	1105-0012	DIAPHRAGM, NO. 12 SIZE
8	1	1101-0161	O-RING, 5-1/2 ID X 3/32 THK, NBR70
9	14	1022-0110	HEX NUT, 1/4-20 UNC, GR18-8
10	8	1001-1044	BOLT, HX HD, 1/4-20 X 2.75, SS

Note: Parts lists are applicable to standard models only.